

Why HY-C?

HY-C people are passionate and committed to high performance. We are here to provide safety, security and sustainable living products to *improve your life and the life of your home.*

HY-C has been protecting homes and families since 1947 with home improvement products including chimney covers, stove boards, firewood management solutions, nuisance wildlife control screens, and cast iron fireplace accessories. Recent additions to the lineup include the LintEater and SootEater dryer vent and chimney cleaning products. The Magic Heat heat re-claimer and Flame Genie pellet fire pit also have recently joined the HY-C family.

Because we manufacture almost all of our products here in the United States, our customers are not waiting for containers that are ‘on the water.’ We provide what you need when you need it.

Customer Service, answered in St. Louis, Missouri:
1-800-325-7076

Chimney Covers | Draft King™ Single Flue



Copper

FEATURES

- HY-C Lifetime Limited Warranty
- 24 Gauge 100% Copper Hood with Scalloped Corners and Roll-Formed Edges
- 18 Gauge 3/4" Expanded 100% Copper Mesh
- Removable Hood for Easy Chimney Cleaning
- 16 Gauge Copper Plated Stainless Steel Base for Extra Strength
- Slotted Hex-Head Stainless Steel Mounting Bolts
- Outside Mounting Provides Greater Free Air Space for Better Draft
- Expanded Metal Mesh Turned Inward at Base Allows Cover to Rest Firmly on Tile, Closing any Gaps around the Tile

STOCK NUMBER	OUTSIDE TILE SIZE (IN INCHES)	FITS OUTSIDE TILE DIMENSION (IN INCHES)	APPROX. LBS.
CP99	9 x 9	7½ x 7½ to 9½ x 9½	7
CP913	9 x 13	7½ x 11½ to 9½ x 13½	8.5
CP918	9 x 18	7½ x 16 ½ to 9¼ x 18¼	10
CP1216	12 x 16	10 x 14 to 12¼ x 16¼	11.5
CP1313	13 x 13	11½ x 11½ to 13½ x 13½	10
CP1318	13 x 18	11½ x 16½ to 13¼ x 18¼	12
CP1818	18 x 18	16½ x 16½ to 18 x 18	14.5

Chimney Covers | Draft King™ Single Flue



Stainless Steel

FEATURES

- HY-C Lifetime Limited Warranty
- 100% 304 Stainless Steel
- 24 Gauge Stainless Steel Hood with Scalloped Corners and Roll-Formed Edges
- 16 Gauge Stainless Steel Base for Extra Strength
- 18 Gauge 3/4" Expanded Stainless Steel Mesh
- 18 Gauge 5/8" Expanded Stainless Steel Mesh Available for California
- Slotted Hex-Head Stainless Steel Mounting Bolts
- Outside Mounting Provides Greater Free Air Space for Better Draft
- Expanded Metal Mesh Turned Inward at Base Allows Cover to Rest Firmly on Tile, Closing any Gaps around the Tile
- Optional Heavy-Duty Stainless Steel Leg Kit for Chimneys Where the Tile Does not Extend above the Crown
- Change "U" to "P" for Painted

STOCK NUMBER	OUTSIDE TILE SIZE (IN INCHES)	FITS OUTSIDE TILE DIMENSION (IN INCHES)	APPROX. LBS.
SS99U	9 x 9	7½ x 7½ to 9½ x 9½	6.5
SS913U	9 x 13	7½ x 11½ to 9½ x 13½	8
SS1313U	13 x 13	11½ x 11½ to 13½ x 13½	9.5
SS1318U	13 x 18	11½ x 16½ to 13¼ x 18¼	11
SS1818U	18 x 18	16½ x 16½ to 18 x 18	13
SS918U	9 x 18	7½ x 16½ to 9¼ x 18¼	9
SS59U	5 x 9	3½ x 7½ to 5½ x 9½	5
SS1216U	12 x 16	10 x 14 to 12½ x 16¼	10.5
SS1111U	11 x 11	9¾ x 9¾ to 12 x 12	9
SS1515U	15 x 15	13¾ x 13¾ to 16 x 16	11.5
SS2020U	20 x 20	18½ x 18½ to 20¼ x 20¼	14
SS811U	10 Round - Slip-In	9½ to 10½ Round	7.5
SS813U	12 Round - Slip-In	11½ to 12½ Round	9.5
SS815U	14 Round - Slip-In	13½ to 14½ Round	10
SS816U	16 Round - Slip-In	15½ to 16½ Round	10.5
SS818U	18 Round - Slip-In	17½ to 18½ Round	11
SS10U	10 Round - Bolt-On	9½ to 10½ Round	6
SS12U	12 Round - Bolt-On	11½ to 12½ Round	8
SS14U	14 Round - Bolt-On	13½ to 14½ Round	9
SS16U	16 Round - Bolt-On	15½ to 16½ Round	12
SS18U	18 Round - Bolt-On	17½ to 18½ Round	13
SSLK	Leg Kit	Option to Convert Draft King Into Slip-In	1.5
SSLK-M	Leg Kit (Packed 25)	Option to Convert Draft King Into Slip-In	38



SSLK - Leg Kit

STOCK NUMBER	OUTSIDE TILE SIZE (IN INCHES)	FITS OUTSIDE TILE DIMENSION (IN INCHES)	APPROX. LBS.
CBO99	9 x 9	7½ x 7½ to 9½ x 9½	7
CBO913	9 x 13	7½ x 11½ to 9½ x 13½	8
CBO1313	13 x 13	11½ x 11½ to 13½ x 13½	10
CBO1318	13 x 18	11½ x 16½ to 13¼ x 18¼	12
CBO1818	18 x 18	16½ x 16½ to 18 x 18	14.5
CBO918	9 x 18	7½ x 16½ to 9¼ x 18¼	10
CBO59	5 x 9	3½ x 7½ to 5½ x 9½	5.5
CBO1216	12 x 16	10 x 14 to 12½ x 16¼	11.5
CBO1111	11 x 11	9¾ x 9¾ to 12 x 12	9.5
CBO1515	15 x 15	13¾ x 13¾ to 16 x 16	13.5
CBO2020	20 x 20	18½ x 18½ to 20¼ x 20¼	15
CBO811	10 Round - Slip-In	9½ to 10½ Round	8
CBO813	12 Round - Slip-In	11½ to 12½ Round	10.5
CBO815	14 Round - Slip-In	13½ to 14½ Round	11
CBO816	16 Round - Slip-In	15½ to 16½ Round	11.5
CBO818	18 Round - Slip-In	17½ to 18½ Round	12
CBO8	8 Round - Bolt-On	7½ to 8½ Round	5.5
CBO10	10 Round - Bolt-On	9½ to 10½ Round	6
CBO12	12 Round - Bolt-On	11½ to 12½ Round	9
CBO14	14 Round - Bolt-On	13½ to 14½ Round	9.5
CBO16	16 Round - Bolt-On	15½ to 16½ Round	13
CBO18	18 Round - Bolt-On	17½ to 18½ Round	13.5
SSLK	Leg Kit	Option to Convert Draft King Into Slip-In	1.5
SSLK-M	Leg Kit (Packed 25)	Option to Convert Draft King Into Slip-In	38



Black Galvanized

FEATURES

- Seven-Year Limited Warranty
- 24 Gauge Galvanized Steel Hood with Scalloped Corners and Roll-Formed Edges
- 14 Gauge Galvanized Steel Base for Extra Strength
- 18 Gauge 3/4" Expanded Galvanized Steel Mesh
- 18 Gauge 5/8" Expanded Galvanized Steel Mesh Available for California
- Attractive Black Powder Coat Finish
- Slotted Hex-Head Mounting Bolts
- Outside Mounting Provides Greater Free Air Space for Better Draft
- Expanded Metal Mesh Turned Inward at Base Allows Cover to Rest Firmly on Tile, Closing any Openings around Tile
- Optional Heavy-Duty Leg Kit for Chimneys Where the Tile Does not Extend above the Crown

The stock numbers below are made with 5/8" expanded metal mesh and are used for flue tiles commonly found in California



California Style 5/8" Mesh

STOCK NUMBER STAINLESS	STOCK NUMBER BLK GALV.	OUTSIDE TILE SIZE (IN INCHES)	FITS OUTSIDE TILE DIMENSION (IN INCHES)	APPROX. LBS. STAINLESS	APPROX. LBS. BLK GALV.
SSC59U	CBC59	5 x 9	3½ x 7½ to 5½ x 9½	6.5	7
SSC820U	CBC820	8 x 20 Oval	6½ x 17 to 8½ x 19	10	10.5
SSC817U	CBC817	8 x 17 Oval 9 x 18 Rect.	7½ x 16½ to 9¼ x 18¼	9	10
SSC99U	CBC99	9 x 9	7½ x 7½ to 9½ x 9½	6.5	7
SSC913U	CBC913	9 x 13	7½ x 11½ to 9½ x 13½	8	8
SSC921U	CBC921	9 x 21 Oval	7⅞ x 19⅞ to 9½ x 21⅞	10.5	11
SSC1017U	CBC1017	10 x 17 Oval	9½ x 16½ to 11 x 18½	10.5	11.5
SSC1111U	CBC1111	11 x 11	9¾ x 9¾ to 12 x 12	9.5	10
SSC1216U	CBC1216	12 x 16	10 x 14 to 12½ x 16¼	11	12
SSC1313U	CBC1313	13 x 13	11½ x 11½ to 13½ x 13½	9.5	10
SSC1317U	CBC1317	13 x 17 Oval 13 x 17 Rect.	11½ x 16½ to 13¼ x 18½	11	12
SSC1321U	CBC1321	13 x 21 Oval	12 x 20 to 13½ x 22	13.5	14
SSC1515U	CBC1515	15 x 15	13¾ x 13¾ to 16 x 16	12	14
SSC1721U	CBC1721	17 x 21 Oval	16 x 20 to 17½ x 22	15	15.5
SSC1818U	CBC1818	18 x 18	16½ x 16½ to 18 x 18	13.5	14.5
SSC2020U	CBC2020	20 x 10	18½ x 18½ to 20¼ x 20¼	14.5	15.5
SSC811U	CBC811	10 Round - Slip-In	9½ to 10½ Round	8	8.5
SSC813U	CBC813	12 Round - Slip-In	11½ to 12½ Round	10	11
SSC815U	CBC815	14 Round - Slip-In	13½ to 14½ Round	10.5	11.5
SSC816U	CBC816	16 Round - Slip-In	15½ to 16½ Round	11	12
SSC818U	CBC818	18 Round - Slip-In	17½ to 18½ Round	11.5	12.5
SSC8U	CBC8	8 Round - Bolt-On	7½ to 8½ Round	5.5	6
SSC10U	CBC10	10 Round - Bolt-On	9½ to 10½ Round	6	6.5
SSC12U	CBC12	12 Round - Bolt-On	11½ to 12½ Round	8.5	9.5
SSC14U	CBC14	14 Round - Bolt-On	13½ to 14½ Round	9.5	10.5
SSC16U	CBC16	16 Round - Bolt-On	15½ to 16½ Round	12.5	13.5
SSC18U	CBC18	18 Round - Bolt-On	17½ to 18½ Round	13.3	14

Note: In situations where Oil or Coal is burned, or when Wood or Pellets are used as the primary source of heat, do not use Aluminum or Black-Painted Galvanized Steel Covers.

Chimney Covers

BigTop™ Multi-Flue

FEATURES - COPPER

- HY-C Lifetime Limited Warranty
- 24 Gauge Removable 100% Copper Hood with Scalloped Corners and Roll-Formed Edges
- 24 Gauge Copper-Plated Stainless Steel Base Flanges for Extra Strength in Mounting
- 18 Gauge 3/4" 100% Copper Expanded Metal Mesh, Available in 9", 12" & 14" Heights
- Also Available with Hinged Mounting Flanges
- Available in Many Stock and Custom Sizes



FEATURES - STAINLESS

- HY-C Lifetime Limited Warranty
- 24 Gauge Removable 100% 304 Stainless Steel Hood with Scalloped Corners and Roll-Formed Edges
- 24 Gauge 100% 304 Stainless Steel Base Flanges for Secure Mounting
- 18 Gauge 3/4" 100% 304 Stainless Steel Expanded Metal Mesh, Available in 8", 10" & 14" Heights
- 18 Gauge 5/8" 100% 304 Stainless Steel Expanded Metal Mesh, Avail. in 8", 10" & 14" Heights for California
- Also Available with Hinged Mounting Flanges
- Available in Many Stock and Custom Sizes



FEATURES - BLACK GALVANIZED

- HY-C Seven-Year Limited Warranty
- 24 Gauge Removable Galvanized Steel Hood with Scalloped Corners and Roll-Formed Edges
- 24 Gauge Galvanized Steel Base Flanges for Secure Mounting
- Attractive Black Powder Coat Paint Finish
- 18 Gauge 3/4" Galvanized Steel Expanded Metal Mesh, Available in 8", 10" & 14" Heights
- 18 Gauge 5/8" Galvanized Steel Expanded Metal Mesh, Avail. in 8", 10" & 14" Heights for California
- Available in Many Stock and Custom Sizes


Note: In situations where Oil or Coal is burned, or when Wood or Pellets are used as the primary source of heat, do not use Aluminum or Black-Painted Galvanized Steel Covers.

Note: For Covers greater than 26" in width and/or 54" in length (screen to screen size), the lid resembles that of the Band-Around Cover - see page 10.

To install: Use a 3/16" Masonry Bit.

Chimney Covers

BigTop™ Multi-Flue



Easy to assemble with tab and slot corner design. Hood attaches to base with weld bolts and nuts; no chance of stripping out threaded holes. Hinged mounting flanges available on Stainless Steel and Copper models.

HY-C Big Top™ - Easy Solution for the Multi-Flue Chimney

The Knocked-Down (KD) design is very easy to assemble on the job site, eliminating cumbersome storage of large assembled units.

STOCK NUMBER COPPER	STOCK NUMBER STAINLESS	STOCK NUMBER STAINLESS HINGED	STOCK NUMBER BLACK GALVANIZED	SCREEN-TO- SCREEN (IN INCHES)	HOOD SIZE (IN INCHES)	APPROX. LBS.
CBT1010	BT1010	BTH1010	BBT1010	10 x 10	16 x 16	8.5
CBT1014	BT1014	BTH1014	BBT1014	10 x 14	15¼ x 19¼	9
CBT1319	BT1319	BTH1319	BBT1319	13 x 19	20¼ x 25¼	11.5
CBT1414	BT1414	BTH1414	BBT1414	14 x 14	20¼ x 20¼	10
CBT1717	BT1717	BTH1717	BBT1717	17 x 17	25¼ x 25¼	13
CBT1421KD	BT1421KD	BTH1421KD	BBT1421KD	14 x 21	22¼ x 34½	15.5
CBT1426KD	BT1426KD	BTH1426KD	BBT1426KD	14 x 26	22¼ x 34½	16
CBT1430KD	BT1430KD	BTH1430KD	BBT1430KD	14 x 30	22¼ x 34½	16.5
CBT1434KD	BT1434KD	BTH1434KD	BBT1434KD	14 x 34	22¼ x 46½	19.5
CBT1537KD	BT1537KD	BTH1537KD	BBT1537KD	15 x 37	22¼ x 46½	20
CBT1729KD	BT1729KD	BTH1729KD	BBT1729KD	17 x 29	22¼ x 34½	16.5
CBT1735KD	BT1735KD	BTH1735KD	BBT1735KD	17 x 35	22¼ x 46½	19
CBT1741KD	BT1741KD	BTH1741KD	BBT1741KD	17 x 41	22¼ x 46½	21
CBT1749KD	BT1749KD	BTH1749KD	BBT1749KD	17 x 49	22¼ x 58¼	22
CBT1753KD	BT1753KD	BTH1753KD	BBT1753KD	17 x 53	22¼ x 58¼	23
CBT1758KD	BT1758KD	BTH1758KD	BBT1758KD	17 x 58	22¼ x 69¼	27
CBT1764KD	BT1764KD	BTH1764KD	BBT1764KD	17 x 64	22¼ x 69¼	29

☐ Shipped assembled only

☐ Stock sizes and custom sizes shipped knocked-down to minimize freight expense and to avoid shipping damage. Tube of all-weather construction adhesive cannot be shipped air freight.

CUSTOM-MADE Big Top™ Available with the following limitations:		
COVER TYPE	MAX WIDTH	MAX LENGTH
Copper	40"	88"
Stainless	40"	88"
Black	40"	96"

All units ≥ 32" width, will be shipped with a minimum of 10" mesh

FEATURES

- HY-C Lifetime Limited Warranty for Copper and Stainless Steel, 7-year Limited Warranty on Black Galvanized Steel
- Heavy-Duty Welded Construction
- 24 Gauge Removable Hood for Easy Cleaning
- Scalloped Corners and Roll-Formed Edges Add Style and Safety
- Knocked Down Big Tops are Assembled at the Factory Before Shipping to Assure the Proper Fit of All Parts
- Tapmark Masonry Screws and Tube(s) of All-Weather Construction Adhesive Included

Chimney Covers

Multi-Pack Single Flue



FEATURES

- 100% 304 Stainless Steel
 - HY-C Lifetime Limited Warranty
 - Space Saving Design and Package
 - Easy Assembly, Lids Attach in Seconds with Wing Nuts (included) and Weld Bolts to Prevent Stripping
- Removable 24 Gauge Hood with Roll-Formed Edges
 - Ships Nested in a 4-pack Carton
 - 16 Gauge Stainless Steel Base for Extra Strength
 - 18 Gauge 3/4" Expanded Stainless Steel Mesh
 - Side Bolt-on Mounting with Pointed Stainless Steel Slotted Hex-head Bolts with Weld Nuts to Prevent Stripping

STOCK NUMBER	OUTSIDE TILE SIZE (IN INCHES)	FITS OUTSIDE TILE DIMENSION (IN INCHES)	CARTON PACK	APPROX. LBS
MPSS99	9 x 9	7½ x 7½ to 9½ x 9½	4	22
MPSS913	9 x 13	7½ x 11½ to 9½ x 13½	4	27
MPSS918	9 x 18	7½ x 16½ to 9¼ x 18¼	4	34
MPSS1212	12 x 12	10½ x 10½ to 12½ x 12½	4	33
MPSS1313	13 x 13	10½ x 11½ to 13½ x 13½	4	34
MPSS1318	13 x 18	11½ x 16½ to 13¼ x 18¼	4	45

Chimney Covers

Liner Cap Single Flue

STOCK NUMBER	OUTSIDE TILE SIZE (IN INCHES)	FITS OUTSIDE TILE DIMENSION (IN INCHES)	APPROX. LBS.
LC4	4	3½ to 4½	4
LC5	5	4½ to 5½	4
LC6	6	5½ to 6½	4.3
LC7	7	6½ to 7½	4.3
LC8	8	7½ to 8½	5
LC9	9	8½ to 9½	5
LC10	10	9½ to 10½	5.5
LC11	11	10½ to 11½	6
LC12	12	11½ to 12½	6
LC13	13	12½ to 13½	6.5
LC14	14	13½ to 14½	6.5



HY-C's liner cap is specifically designed to fit rigid and flexible stainless steel liners. It is also adaptable for use with clay flue liners and other round applications.

FEATURES

- 100% 304 Stainless Steel
 - HY-C Lifetime Limited Warranty
 - Completely Assembled With Welded Construction
- Liner Cap Is Easily Mounted With 11/2" Draw Band
 - Removable 18 Gauge 3/4" Expanded Stainless Steel Mesh
 - Removable 18 Gauge 5/8" Expanded Stainless Steel Mesh Available for California
- Stainless Steel Gear-Drawn Clamp Band
 - 24 Gauge Hood
 - 24 Gauge Base; 18 Gauge Braces

Chimney Covers

Universal Covers

NEW! Universal Covers

Now available from HY-C - Reliable and Easy-to-Install Universal Chimney Covers with Anchoring System

FEATURES

- Available in 22-Gauge 304 Stainless Steel or 22-Gauge Galvanized Steel Powder Coated Black
- Lifetime Warranty on Stainless Steel, 7-year Limited Warranty on Galvanized
- Fits 95% of Chimneys in California
- Secure, Inside Anchoring System is Ideal for Windy Conditions



Black Galvanized, Standard 3/4" Mesh



Stainless Steel, Standard 3/4" Mesh



Black Galvanized, California 5/8" Mesh



Stainless Steel, California 5/8" Mesh



Damper Kit, available in both sizes

STOCK NO	DESCRIPTION	APPROX. LBS.
U1313B34	13 x 13 Black Galvanized	8.5
U1313S34	13 x 13 Stainless Steel	8
U1313B58	13 x 13 Black Galvanized, 5/8" Mesh	8.5
U1313S58	13 x 13 Stainless Steel, 5/8" Mesh	8
UD1313	13 x 13 Damper Kit	4
U1320B34	13 x 20.5 Black Galvanized	11
U1320S34	13 x 20.5 Stainless Steel	10
U1320B58	13 x 20.5 Black Galvanized, 5/8" Mesh	12.5
U1320S58	13 x 20.5 Stainless Steel, 5/8" Mesh	11
UD1320	13 x 20.5 Damper Kit	4

Chimney Covers

Custom Made Band-Around

Aluminum and Stainless Steel

ALUMINUM

Custom covers can be built to fit virtually any size chimney. Aluminum is recommended for most applications for low cost and minimal maintenance requirements.

Maximum base size: 60" wide x 96" long

STAINLESS STEEL

Stainless Steel is recommended for use with coal or oil burning. Backed by the HY-C Lifetime Limited Warranty.

Maximum base size: 48" wide x 96" long



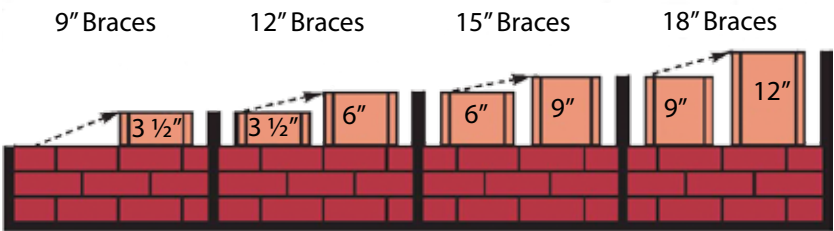
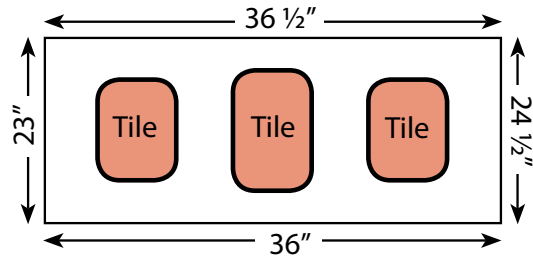
The hood overhangs masonry approximately 3" on both sides and ends. The cover attaches securely to the chimney with a 2¼" draw band. Four adjustable corner clamps provide ample flexibility for proper fit.

How To Order:

- 1) Measure the outside dimension of all four sides of the top row of brick.
- 2) Measure the tile height from the top of the first row of brick, to the top of the tallest tile.

Any questions, call:
1-800-325-7076

Example Top View



Standard 9" braces and expanded metal mesh are used when flue tile height is 3½" or less. If tile height is greater, refer to the chart.

All Custom covers are shipped knocked down. All units ≥ 32" width will be shipped with a minimum of 12" mesh.

Note: In situations where Oil or Coal is burned, or when Wood or Pellets are used as the primary source of heat, do not use Aluminum covers.

Chimney Covers

Custom Made Skirt Type

Aluminum, Stainless Steel and Copper

ALUMINUM

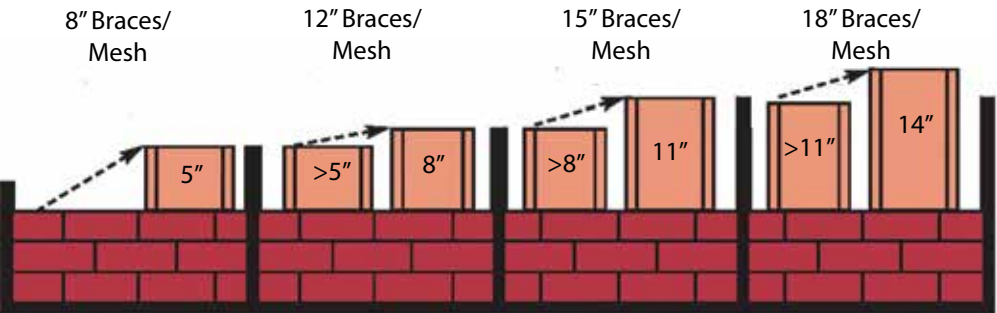
Custom covers can be built to fit virtually any size chimney. Aluminum is recommended for most applications to supply low cost and minimal maintenance requirements.

Maximum base size: 60" wide x 96" long

STAINLESS STEEL

Stainless Steel is recommended for use with coal or oil burning. Backed by the HY-C Lifetime Limited Warranty.

Maximum base size: 48" wide x 96" long

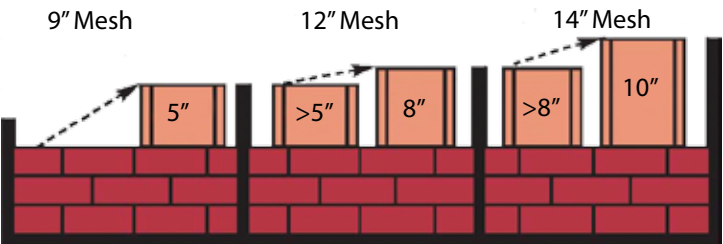


For Aluminum and Stainless Steel, standard 8" braces and expanded metal mesh are used when flue tile height is 6½" or less. If tile height is greater, refer to the chart.

COPPER

Enhance the beauty of your home while protecting your chimney with a copper custom-made cover. Match your copper trim, gutters, or awnings.

Maximum base size: 38" wide x 88" long



For Copper, standard 9" expanded metal mesh is used when flue tile height is 5" or less. If tile height is greater, refer to the chart.

The hood overhangs masonry approximately 1" on both sides and ends. 4¾" skirt protects cement crown from deterioration due to weather. Copper and Stainless Steel are constructed in the same manner.

Any questions, call:
1-800-325-7076

Chimney Covers

Adjustable Single Flue



Black Galvanized Adjustable

FEATURES

- Seven-Year Limited Warranty
 - One Cover Fits Several Flue Tile Sizes, Reducing SKUs
 - Quick and Easy Installation
 - Helps Protect Masonry Chimney from Deterioration
- Helps Protect Internal Metal Fireplace Fixtures
 - Keeps out Rain, Birds, Animals and Debris
 - Arrests Sparks and Reduces Certain Downdrafts
 - 24 Gauge Galvanized Hood

STOCK NUMBER	FITS OUTSIDE TILE SIZE (IN INCHES)		APPROX. LBS
	SCADJ-S	8 x 8	
		9 x 9	
		8 x 12	
		9 x 13	
		12 x 12	
		13 x 13	
		8 Round	
		10 Round	
		12 Round	

STOCK NUMBER	FITS OUTSIDE TILE SIZE (IN INCHES)		APPROX. LBS
	SCADJ-L	13 x 13	
		13 x 18	
		9 x 18	
		12 x 16	
		8 x 17 Oval	
		10 x 17 Oval	
		13 x 17 Oval	

- 3/4" Expanded Galvanized Steel Mesh
- 5/8" Expanded Galvanized Steel Mesh Available for California (Stock #SCADJ-S-C & SCADJ-L-C)
- Attractive Black Powder Coat Finish

Chimney Covers

Duro-Shield™ Single Flue

STOCK NUMBER	OUTSIDE BRICK SIZE (IN INCHES)	FITS OUTSIDE BRICK DIMENSION (IN INCHES)	APPROX LBS.
188B	16 x 16	15½ x 15½ to 17½ x 17½	5.5
180B	17 x 17	16½ x 16½ to 18½ x 18½	5.7
182B	17 x 21	16½ x 20½ to 18½ x 22½	6.5
184B	21 x 21	20½ x 20½ to 22½ x 22½	7.5



Duro-Shield™ Aluminum Band-Around-Brick

Hood is made from 18 Gauge diamond embossed aluminum. Braces are 1/8" and 3/4" extruded aluminum. Mesh is 16 gauge aluminum expanded metal. Band is 2¼" - 18 gauge diamond embossed aluminum. Nuts and bolts are stainless steel.
All covers shipped knocked down. Assembly required. Easy to install.



Duro-Shield™ Aluminum Multi-Fit

Hood is made from 18 Gauge diamond embossed aluminum. Braces are 1/8" and 1" extruded aluminum. Mesh is 16 gauge aluminum expanded metal. Nuts and bolts are stainless steel.

STOCK NUMBER	OUTSIDE TILE SIZE (IN INCHES)	FITS OUTSIDE TILE DIMENSION (IN INCHES)	APPROX LBS.
MF303	9 x 9	7 x 7 to 9½ x 9½	4
	9 x 13	7 x 11½ to 9½ x 13½	
	13 x 13	11½ x 11½ to 13½ x 13½	
	10 Round	9 to 10 Round	
	12 Round	11½ to 12½ Round	
MF304	13 x 13	11½ x 11½ to 13½ x 13½	4.5
	13 x 18	11½ x 17 to 13½ x 18¼	
	9 x 18	7 x 17½ to 9½ x 18¼	
	12 x 16	11½ x 15 to 12½ x 16½	
	8 x 17 Oval	any near size	
	13 x 17 Oval	any near size	
MF305	10½ x 18 Oval	any near size	5
	18 x 18	17½ x 17½ to 18¼ x 18¼	
	14 Round	13 to 14½ Round	
	16 Round	16 to 17 Round	
	18 Round	17½ to 18¼ Round	

Made in the U.S.A.

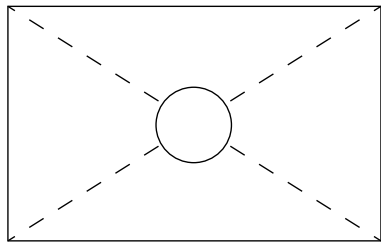
Chase Covers

Custom-Made

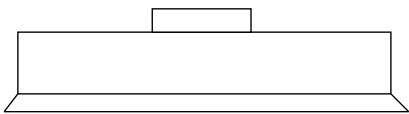


FEATURES

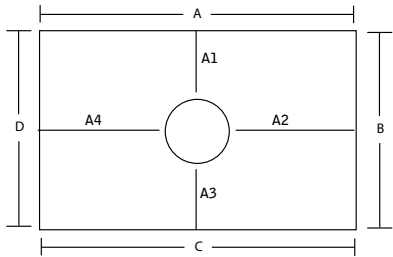
- Available in 22-Gauge 304 Stainless Steel or 22-Gauge Galvanized Steel Powder Coated Black
- Custom Built to Ensure a Proper Fit
- Lifetime Warranty on Stainless Steel, 7-year Limited Warranty on Galvanized
- Cross Break to Shed Water and Provide Stability
- Corners are Welded for Superior Strength
- Protects Home from Water Damage
- Helps Maintain Safe Operation of Fireplace



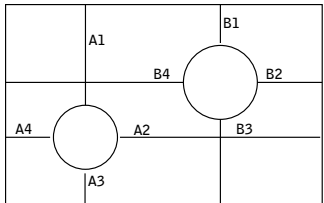
Top View



Side View



Single Hole



Double Hole

How to Measure for a Custom Chase Cover:
(Give all dimensions to the nearest 1/8")

- Measure the perimeter of the chimney, beginning with the longest side and going clockwise.
- Measure the height of the skirt – 3" is standard.
- Measure the diameter of the hole or each hole if there are more than one. Then measure the distance from the edge of each hole to each of the four sides.
- 2" is the standard collar height. If a storm collar is needed, give outside diameter of each pipe.

Made in the U.S.A.

Raccoon Screen

STOCK NUMBER	OUTSIDE TILE SIZE (IN INCHES)	FITS OUTSIDE TILE DIMENSION (IN INCHES)	APPROX. LBS.
RC99	9 x 9	7½ x 7½ to 9½ x 9½	4.7
RC913	9 x 13	7½ x 11½ to 9½ x 13½	5.5
RC1313	13 x 13	11½ x 11½ to 13½ x 13½	6.5
RS99	9 x 9	7½ x 7½ to 9½ x 9½	4.5
RS913	9 x 13	7½ x 11½ to 9½ x 13½	5
RS1313	13 x 13	11½ x 11½ to 13½ x 13½	6

RC = Black-Painted Steel RS = Stainless Steel

- FEATURES
- The RC Units are Constructed with Heavy 18 Gauge Galvanized 5/8" mesh, the base is 14 Gauge Galvanized Steel

■ Standard Height is 6"

■ Galvanized Units are Painted Black, Stainless Steel Units are Unpainted

■ With Tamper-Proof Bolt-on Attachment Method, Animal Pests are Unable to Remove the Screen to Gain Access to the Chimney Liner

■ The RS Units are 100% 304 Stainless Steel constructed with Heavy 18 Gauge 5/8" mesh, the base is a durable 16 Gauge Stainless Steel



Spark Arrestor/ Bird and Squirrel Screen

STOCK NUMBER	FITS OUTSIDE TILE DIMENSION (IN INCHES)	APPROX. LBS.
2020	8 x 8 or 9 x 9*	3
2025	8 x 12 or 9 x 13*	3
2525	12 x 12 or 13 x 13*	3.5
1010	10 Round	2.5
1212	12 Round	3
1414	14 Round	3.5

*Fits either size

- FEATURES
- Heavy 16 Gauge 5/8" Galvanized Steel Mesh

■ The Entire Unit is Made from Galvanized Steel and Painted Black to Resist Oxidation

■ Effective Barrier to Small Animal Pests Such as Birds and Squirrels - Keeps them out of the Chimney



NO TOOLS NEEDED! The Screens are easy to install, simply slip the heavy corner fins down into the flue tile.

Dryer VentGuard

STOCK NUMBER	SIZE (W x D x H) (IN INCHES)	CASE PACK	APPROX. LBS.
RVG-DVG	7 x 7 x 5	1	1
RVG-DVG-3	7 x 7 x 5	3	2
RVG-DVG-6	7 x 7 x 5	6	4

- FEATURES
- Easy to Install Over Most 3" or 4" Dryer or Bathroom Exhaust Vents

■ Prevents Small Animals Such as Birds, Squirrels and Other Rodents from Nesting in Dryer Vents

■ 100% 304 Stainless Steel Mesh that will Not Rust or Corrode

■ The White Powder Coat Finish is Durable and Blends into Most Exterior Surfaces

■ Should be Cleaned Out at Least Once per Month, Easy Keyhole On/Off



Stainless Steel

STOCK NUMBER	SCREEN SIZE* (IN INCHES)	CASE PACK	APPROX. LBS.
RVG77	7 x 7 Base x 9 Height	1	1.5
RVG77-3	7 x 7 Base x 9 Height	3	5
RVG77P	7 x 7 Base x 9 Height	1	1.5
RVG77-3P	7 x 7 Base x 9 Height	3	5
RVG1111	11 x 11 Base x 13 Height	1	2.5
RVG1111-3	11 x 11 Base x 13 Height	3	9
RVG1111P	11 x 11 Base x 13 Height	1	2.5
RVG1111-3P	11 x 11 Base x 13 Height	3	9
RVG1616	16 x 16 Base x 5 Height	1	3.5
RVG1616-3	16 x 16 Base x 5 Height	3	10
RVG1616P	16 x 16 Base x 5 Height	1	3.5
RVG1616-3P	16 x 16 Base x 5 Height	3	10
RVG2525L	25 x 25 Base x 6 Height	1	7
RVG2525L-3	25 x 25 Base x 6 Height	3	21.5
RVG2525LP	25 x 25 Base x 6 Height	1	7
RVG2525L-3P	25 x 25 Base x 6 Height	3	21.5
RVG2525	25 x 25 Base x 12 Height	1	7.5
RVG2525-3	25 x 25 Base x 12 Height	3	22
RVG2525P	25 x 25 Base x 12 Height	1	7.5
RVG2525-3P	25 x 25 Base x 12 Height	3	22
RVG3030	30 x 30 Base x 12 Height	1	9
RVG3030-3	30 x 30 Base x 12 Height	3	26
RVG3030P	30 x 30 Base x 12 Height	1	9
RVG3030-3P	30 x 30 Base x 12 Height	3	26

P = Stainless Steel Painted Black

* For Flange size, add 1.25" per side

Black Painted Galvanized Steel

STOCK NUMBER	SCREEN SIZE* (IN INCHES)	CASE PACK	APPROX. LBS.
RVG77G	7 x 7 Base x 9 Height	1	1.5
RVG77-3G	7 x 7 Base x 9 Height	3	5
RVG1111G	11 x 11 Base x 13 Height	1	2.5
RVG1111-3G	11 x 11 Base x 13 Height	3	9
RVG1616G	16 x 16 Base x 5 Height	1	3.5
RVG1616-3G	16 x 16 Base x 5 Height	3	10
RVG2525LG	25 x 25 Base x 6 Height	1	7
RVG2525L-3G	25 x 25 Base x 6 Height	3	21.5
RVG2525G	25 x 25 Base x 12 Height	1	7.5
RVG2525-3G	25 x 25 Base x 12 Height	3	22
RVG3030G	30 x 30 Base x 12 Height	1	9
RVG3030-3G	30 x 30 Base x 12 Height	3	26

* For Flange size, add 1.25" per side

- FEATURES
- Made from Heavy-Duty 18 Gauge expanded mesh in Stainless Steel or Galvanized

■ Available in multiple sizes to fit a wide variety of vent applications

KEEPS OUT RACCOONS, OPOSSUM, SQUIRRELS AND OTHER PESKY ANIMALS

Roof VentGuard™ from HY-C prevents animals from entering your home through roof vents. Most roof vents are made of a plastic material with simple window type screening or no screening at all. Animals can and do chew through these vents to enter the attic where they can destroy wiring, cause leaks and do severe damage to your home.




Power Ventilator



Static Vent



Dryer Vent



Tapered Stackable Design