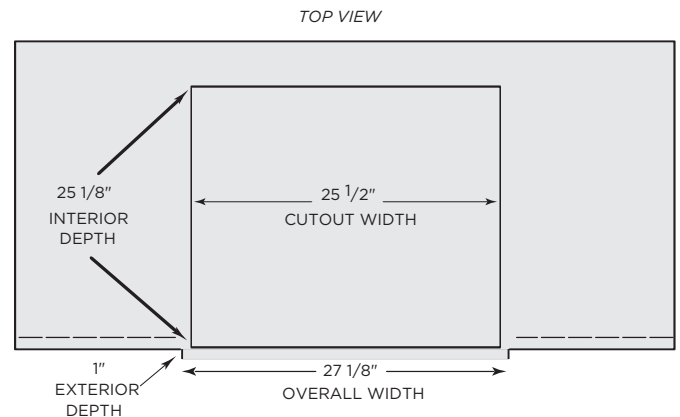
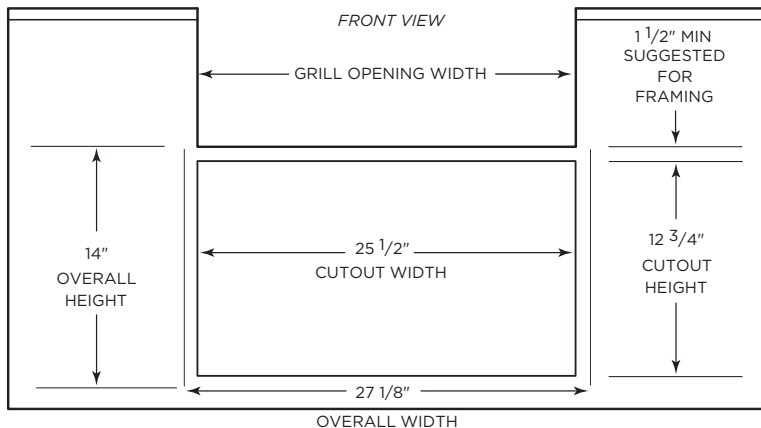
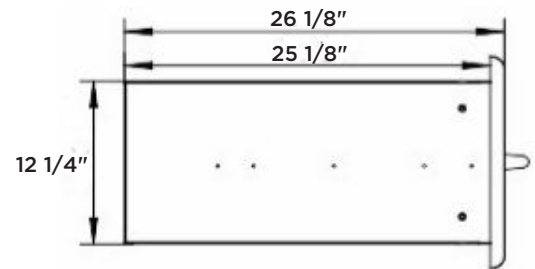
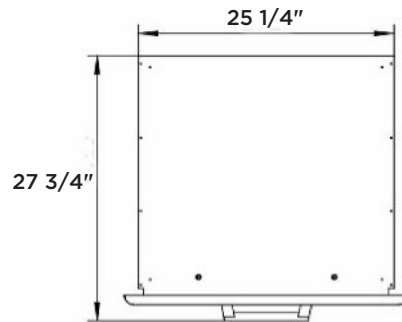
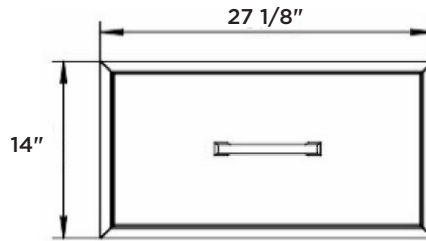
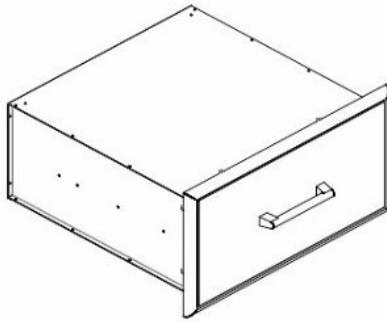


# C3-SSD28 INSTALL GUIDE

## DIMENSIONAL RENDERINGS



| Overall Product Dimensions |        |         |         |
|----------------------------|--------|---------|---------|
| Model No.                  | Height | Width   | Depth   |
| C3SSD28                    | 14"    | 27 1/8" | 26 1/8" |

| Cutout Dimensions for Island |         |         |         |
|------------------------------|---------|---------|---------|
| Model No.                    | Height  | Width   | Depth   |
| C3SSD28                      | 12 3/4" | 25 1/2" | 25 3/8" |

### Install Notes:

- ✓ The drawer has a gasket to keep moisture out and is capable of holding 80 lbs
- ✓ 2 anchor points are located on each side of the doors interior frame (top, bottom, left and right)
- ✓ Due to wide variance of possible building materials, anchors are not included
- ✓ When inserting your anchors be sure to use a framing square to ensure the door is not pulled out of square
- ✓ Additional framing and/or support underneath the rear (hanging portion) of the cabinet is recommended
- ✓ These specs are accurate but we always suggest having the product physically on site to ensure full understanding of how this product will coordinate with your build