

Gas Vent Free Fireboxes

VERSATILE OPTIONS FOR YOUR HOME





ENJOY THE FIREPLACE YOU'VE ALWAYS WANTED

Magnum MCUF Series

Available log set may differ from log set pictured.

Monessen offers one of the most diverse lineups of gas vent free fireplaces available, making it easy to find the right look for your home. Enjoy beautiful flames, excellent heating and a customized look, plus these added benefits:

SAVE ENERGY AND MAXIMIZE HEAT

Vent free gas fireplaces (available in natural gas and propane) are a safe, green and energy efficient way to add heat to your home — in fact, they're 99.9% energy efficient. Because they are vent free, none of the heat gets lost up a vent, flue or chimney. Instead, fuel dollars get transformed into heat-warming energy. Plus, you can always be assured of a heat source, even in the event of a power outage.

INSTALL IT WHERE YOU WANT IT

Because vent free fireplaces are designed to be installed and operated without a chimney, flue or vent, they can be installed in locations in your home where it would be impossible to install a vented fireplace. They provide the most economical installation, only requiring a connection to a gas line.

CREATE YOUR OWN LOOK

With multiple facing and firebrick options available, you can tailor the look of the fireplace to suit your tastes and décor.

YOU'RE IN THE CLEAR

Monessen vent free fireplaces allow for zero clearance installation, which means they may be installed flush against any combustible surface such as drywall or wood. This gives you added flexibility and helps save installation dollars when deciding where to install your fireplace, whether on an interior or exterior wall. (It is important to remember that the appliance should be sized to fit the area in which it is to be installed and must meet any additional regional or local requirements.)

COMPLETE YOUR LOOK

Monessen offers a selection of vent free log sets (sold separately) that are a perfect complement to your new fireplace. Ask your dealer for details.

Pictured on cover:
Lo-Rider LCUF Series

EXPANSIVE VIEWING AREA WITH THE TALLEST FIREPLACE OPENING AVAILABLE

Lo-Rider LCUF Series

For a true masonry look, the Lo-Rider Series features a low profile hearth, so the firebox appears to nearly rest on the floor, providing the tallest fireplace opening and a truly expansive viewing area.

Quick Look:

- Tallest opening available for full view of fire
- Low profile hearth
- True masonry look
- Available facing options include Perimeter Trims, Classic Arched Faces, Cabinet Doors with Screen and Filigree Panels

Interior Firebrick



Refractory Herringbone

Cabinet Options



Barrington Dark Walnut
Wall Cabinet (shown)



Barrington Unfinished
Wall Cabinet

Trim Option



Black Trim



Honey Oak Wall
or Corner Cabinet



Dark Cherry Wall
or Corner Cabinet

(Available for the LCUF32 Only)



Lo-Rider LCUF Series

SPECIALTY OPTION

Lo-Rider Designer Series

The Designer Series is available in See-Thru and Peninsula, adding style and warmth to your rooms while maintaining a contemporary feel. And, the louverless design provides a clean exterior for an ultra sleek look.


Quick Look:

- Tallest opening available for full view of fire
- Radiant face design with heat circulating air ducts for optional blower
- Low profile hearth
- True masonry look

Interior Firebrick



Refractory Herringbone



Lo-Rider Designer Series (See-Thru model pictured)

A photograph of a living room interior. In the foreground, a plush red armchair with a patterned pillow sits on a wooden floor. Behind it, a white fireplace is partially visible. Large windows with white frames offer a view of green trees outside. A black coat hangs on the wall above the fireplace.

PERFECT FOR LARGER ROOMS

Magnum MCFU Series

This firebox offers a radiant design and taller opening to help warm larger rooms. Finish your fireplace right up to the firebox and select interior and exterior style options for a custom look.

Quick Look:

- Radiant face design with heat circulating air ducts for optional blower
- True masonry look
- Available facing options include Perimeter Trims, Classic Arched Faces and Cabinet Doors with Screen



Interior Firebrick Options



Refractory Herringbone



Vintage Brown

Trim Options



Black Trim

Cabinet Options



Barrington Dark Walnut Wall Cabinet



Barrington Unfinished Wall Cabinet

CREATE A CUSTOM LOOK

GRUF/GCUF

The GRUF/GCUF series fireboxes provide the option to choose a louvered design or a radiant, clean face design. Choose from a selection of firebrick options and accessories for a fireplace perfectly suited to the design you prefer.

Quick Look:

- Available in Radiant Face or Louvered designs
- Designed with heat circulating air ducts for optional blower
- Available facing options include Perimeter Trims, Classic Arched Faces and Cabinet Doors with Screen and Filigree Panels

Trim Options



Black Trim

Interior Firebrick Options



Cottage Clay (standard)



Refractory

Cabinet Options



Barrington Dark Walnut Wall Cabinet (shown)



Barrington Unfinished Wall Cabinet



Honey Oak Wall or Corner Cabinet



Dark Cherry Wall or Corner Cabinet



GCUF



GRUF

FLEXIBLE INSTALLATION OPTIONS

BUF Series

Our BUF line of vent free fireboxes offers a zero clearance design. With a true 36- or 42-inch brick-to-brick opening, this series is a versatile vent free option for any design application.

Quick Look:

- Refractory firebrick for a classic masonry look to match any décor
- Radiant face design with heat circulating air ducts for optional blower

Interior Firebrick



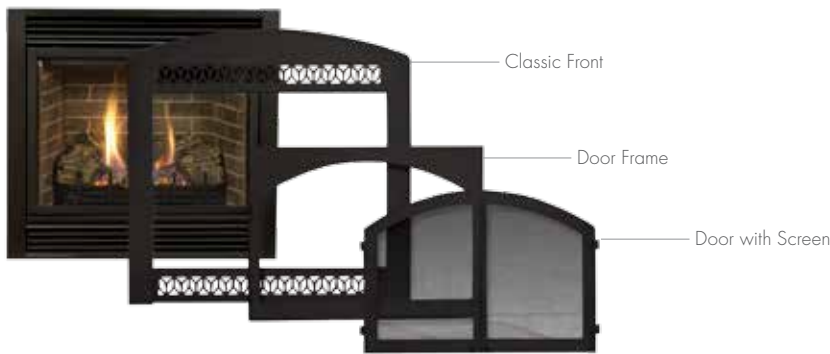
Refractory



BUF Series

Feature and Accessory Quick Reference

	LCUF Lo-Rider	Lo-Rider Designer	MCUF Magnum	GRUF/GCUF	BUF
STANDARD FEATURES					
Design Advantage	Tallest opening available for expansive view	Clean face, louverless design	Larger opening warms larger rooms	Multiple design options for customized look	Flexible installation and neutral design
CSA design certified (fits most 18", 24" and 30" vent free log sets)	Yes	Yes	Yes	Yes	Yes
Zero clearance design	Yes	Yes	Yes	Yes	Yes
Gas knock out (left and right side of units)	Yes	Yes	Yes	Yes	Yes
Curtain mesh screen	Yes	Yes	Yes	Yes	Yes
Junction box for electrical hook up	—	Yes	Yes	Yes	Yes
Fireplace opening	32", 36"	Peninsula, See-Thru	36", 42"	32", 36", 42"	36", 42"
Face design	Clean Face Radiant	Clean Face Circulating	Clean Face Circulating	Clean Face Radiant or Louvered Circulating	Circulating/Radiant
Corner/wall cabinet compatible	Yes	—	Yes	Yes	—
OPTIONAL ACCESSORIES					
AK4 outside air kit	Yes	Yes	Yes	Yes	Yes
Blower	—	BLOTDL	BLOTMC	BLOTMC	FA2A
AVAILABLE FACINGS AND DOORS					
Classic Collection	Available*	—	Available*	Available**	—

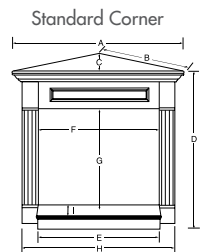
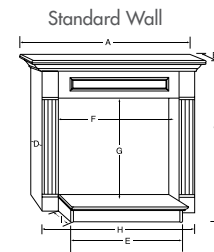


*Filigree panels from the Classic Collection not available for these models.

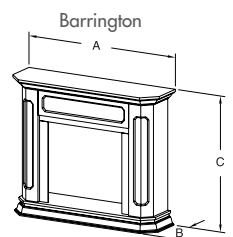
**Arched fronts with lower control door and filigree panels fit the louvered boxes only. Cabinet doors and frames fit both louvered and radiant boxes.

Cabinet Dimensions

Product	Surround	A	B	C	D	E	F	G	H	I
STANDARD WALL CABINET MANTELS (HEARTH INCLUDED WITH CABINET)										
LCUF32, GCUF/GRUF32	WSHGC32	57 3/4"	21"	49 3/4"	18"	39 1/4"	37 3/4"	35 7/8"	52 1/4"	5"
GCUF/GRUF36	WSHGC36	61 1/2"	22 1/4"	49 3/4"	19 3/8"	43 1/4"	41 3/4"	35 7/8"	56 1/4"	5"
STANDARD CORNER CABINET MANTELS (HEARTH INCLUDED WITH CABINET)										
LCUF32	CSHGC32	62"	43 7/8"	35 5/8"	49 3/4"	39 1/4"	37 3/4"	35 7/8"	57 1/4"	5"
GCUF/GRUF36	CSHGC36	67 1/2"	47 3/4"	39 1/8"	49 3/4"	43 1/4"	41 3/4"	35 7/8"	63"	5"
BARRINGTON										
GCUF32, GCUF36, LCUF32, LCUF36, MCUF36	BWC500	67 1/2"	22"	54 1/4"	-	-	-	-	-	-



Max adj opening WxH	Min adj opening WxH	Max fireplace depth
42" x 37 3/8"	36" x 33"	18"



LCUF, MCUF, GCUF

Monessen Vent Free Gas Fireboxes

Dimensions

MODEL	LCUF32	LCUF36	
Fire Viewing Area	29 ⁷ / ₈ " W x 28 ³ / ₈ " H	33 ⁷ / ₈ " W x 31 ¹ / ₄ " H	
Framing Dimensions	37" W x 34 ¹ / ₂ " H x 16" D	41 ¹ / ₄ " W x 37 ³ / ₄ " H x 18" D	
Hearth Dimensions	28 ⁵ / ₈ " FW x 22 ³ / ₈ " RW x 28" FH x 23 ¹ / ₄ " RH x 12 ³ / ₄ " D	32 ¹ / ₂ " FW x 25 ⁷ / ₈ " RW x 30 ¹ / ₄ " FH x 25 ⁵ / ₈ " RH x 15" D	
MODEL	LSTF36	LPF36	
Fire Viewing Area	35 ⁷ / ₈ " W x 27" H	35 ⁷ / ₈ " W x 27" H	
Framing Dimensions	42 ³ / ₁₆ " W x 34 ³ / ₄ " H x 22 ³ / ₄ " D	41 ¹ / ₁₆ " W x 34 ³ / ₄ " H x 22 ³ / ₄ " D	
Hearth Dimensions	33 ³ / ₁₆ " W x 27 ³ / ₄ " H x 21 ¹⁵ / ₁₆ " D	35 ³ / ₁₆ " W x 27 ³ / ₄ " H x 21 ¹⁵ / ₁₆ " D	
MODEL	MCUF36	MCUF42	
Fire Viewing Area	36" W x 26 ¹ / ₄ " H	42" W x 26 ¹ / ₄ " H	
Framing Dimensions	41 ¹ / ₄ " W x 37 ³ / ₄ " H x 17 ³ / ₄ " D	47 ¹ / ₄ " W x 37 ³ / ₄ " H x 17 ³ / ₄ " D	
Hearth Dimensions	32 ⁵ / ₈ " FW x 26 ¹ / ₄ " RW x 25" FH x 20 ¹ / ₂ " RH x 15" D	38 ⁵ / ₈ " FW x 32 ¹ / ₄ " RW x 25" FH x 20 ¹ / ₂ " RH x 15" D	
MODEL	GRUF32C/GCUF32C	GRUF36C/GCUF36C	GRUF42C/GCUF42C
Fire Viewing Area	29 ⁷ / ₈ " W x 21 ³ / ₄ " H	34" W x 21 ³ / ₄ " H	40" W x 21 ³ / ₄ " H
Framing Dimensions	37 ¹ / ₄ " W x 35" H x 15 ¹ / ₂ " D	41 ¹ / ₄ " W x 35" H x 17 ¹ / ₂ " D	47 ¹ / ₄ " W x 35" H x 17 ¹ / ₂ " D
Hearth Dimensions	29 ⁷ / ₈ " FW x 23 ³ / ₈ " RW x 21 ⁷ / ₈ " FH x 18" RH x 13 ¹ / ₄ " D	34" FW x 27 ³ / ₈ " RW x 21 ⁷ / ₈ " FH x 17 ³ / ₈ " RH x 15 ³ / ₄ " D	40" FW x 33 ³ / ₈ " RW x 21 ⁷ / ₈ " FH x 17 ³ / ₈ " RH x 15 ³ / ₄ " D
MODEL	BUF400	BUF500	
Fire Viewing Area	36" W x 21 ¹ / ₂ " H	42" W x 21 ¹ / ₂ " H	
Framing Dimensions	40 ¹ / ₄ " W x 34 ¹ / ₄ " H x 20 ³ / ₄ " D	46 ¹ / ₄ " W x 34 ¹ / ₄ " H x 20 ³ / ₄ " D	
Hearth Dimensions	35 ¹ / ₂ " FW x 20 ³ / ₈ " RW x 21 ¹ / ₂ " H x 17" D	41 ¹ / ₂ " FW x 26 ³ / ₈ " RW x 21 ¹ / ₂ " H x 17" D	

FW= Front Width RW= Rear Width FH= Front Height RH= Rear Height



LOVE AT FIRST LIGHT

A brand of Vermont Castings Group
149 Cleveland Drive, Paris, Kentucky 40361
monessenhearth.com

Your Monessen Dealer:



FPO
for FSC
certification
mark

To avoid personal injury or property damage, the product described by this brochure must be installed, operated and maintained in strict compliance with the instructions packaged with the product and all applicable building or fire codes. Contact local building or fire officials about restrictions and installation inspection requirements. All photographs and drawings on this brochure are for illustrative purposes only and are not intended for, nor should they be used as a substitute for the instructions packaged with the unit. Appearance and specifications of the product are subject to change without notice.
©2014 Vermont Castings Group

For more information about VCG and Monessen efficient and environmentally friendly products, please visit monessenhearth.com.

MON8108 Ver 1.1