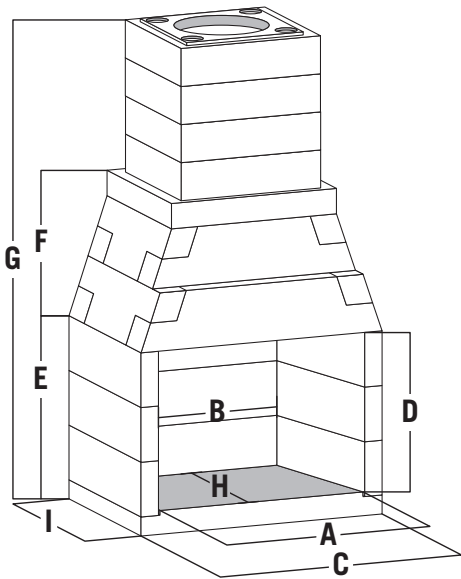


# 30" OUTDOOR CONVENTIONAL

UL 127 & ULC S610 COMPLIANT

## PRODUCT DIMENSIONS



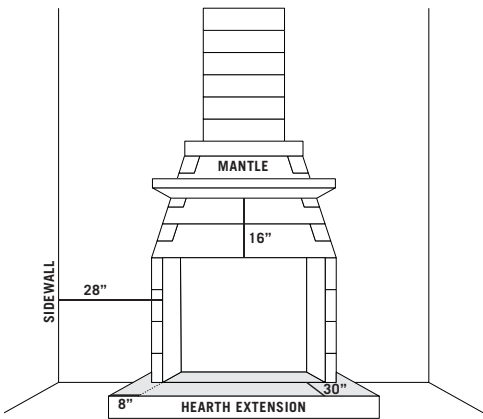
|        |                      |               |         |
|--------|----------------------|---------------|---------|
| WIDTH  | A                    | OPENING       | 32.5"   |
|        | B                    | FIREBOX REAR  | 22"     |
|        | C                    | OVERALL       | 38"     |
| HEIGHT | D                    | OPENING       | 25.125" |
|        | E                    | FIREBOX       | 28.875" |
|        | F                    | SMOKE CHAMBER | 22.375" |
|        | G                    | OVERALL       | 75.25"  |
| DEPTH  | H                    | FIREBOX       | 22.5"   |
|        | I                    | OVERALL       | 28.5"   |
| DAMPER |                      | SIZE          | N/A     |
| VENEER | 55 FT <sup>2</sup>   |               |         |
| WEIGHT | UNIT: 1,550 LBS      |               |         |
|        | INSTALL KIT: 850 LBS |               |         |

All measurements listed are based on dry stack units before firebrick is installed.

Dimensions are nominal and are given for design and framing reference only.

Please consult the manufacturer's installation manual for all details and requirements before making a final design layout decisions.

## CLEARANCE TO COMBUSTIBLES

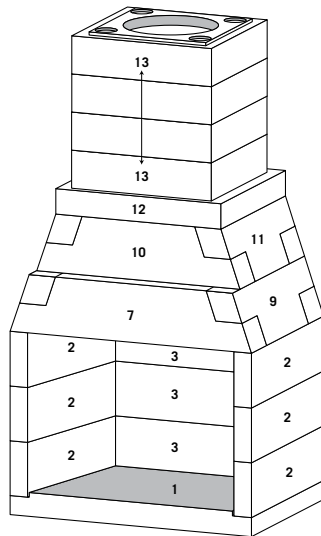


- OPENING TO SIDEWALL: 28"
- OPENING TO MANTLE WITH 8" DEPTH: 16"
- NONCOMBUSTIBLE HEARTH EXTENSION: 30" front; 8" each side
- FIREBOX & SMOKE CHAMBER TO COMBUSTIBLES OR FRAMING: 1"
- SMOKE CHAMBER (FRONT WALL & TOP) TO WOOD FRAMING: 1"

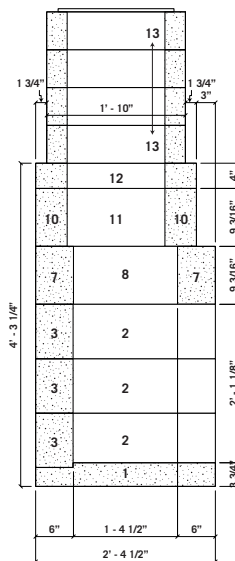
## AVAILABLE ACCESSORIES

- FireRock Adhesive Mortar (**MANDATORY**)
- Solid Block Chimney (if desired height more than 24")
- Firebrick
- Crown Cap
- Installation Kit
- Log Lighter
- UL 103 Metal Chimney (12 or 14")

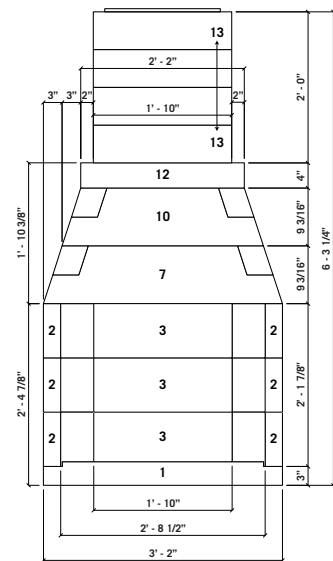




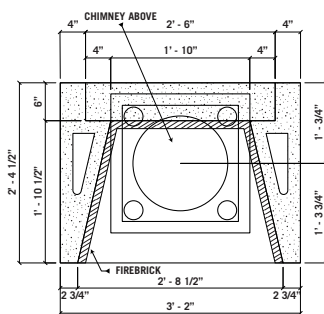
ISOMETRIC



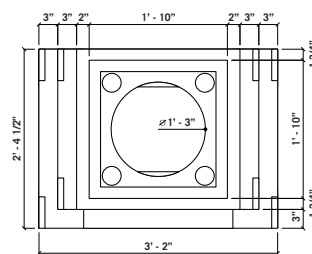
SECTION A-A



FRONT ELEVATION



FIREBOX PLAN



CHIMNEY PLAN

| #  | COMPONENT NAME                |
|----|-------------------------------|
| 1  | BASE PLATE                    |
| 2  | FIREBOX SIDE                  |
| 3  | STRAIGHT BACK BLOCK           |
| 7  | SQUARE THROAT BACK            |
| 8  | THROAT SIDE                   |
| 10 | SMOKE CHAMBER FRONT AND BACK  |
| 11 | UNIVERSAL SMOKE CHAMBER SIDES |

| #  | COMPONENT NAME |
|----|----------------|
| 12 | CHIMNEY BASE   |
| 13 | CHIMNEY BLOCK  |
|    |                |
|    |                |
|    |                |
|    |                |

\*NOTE: All pieces subject to a 1/8" tolerance