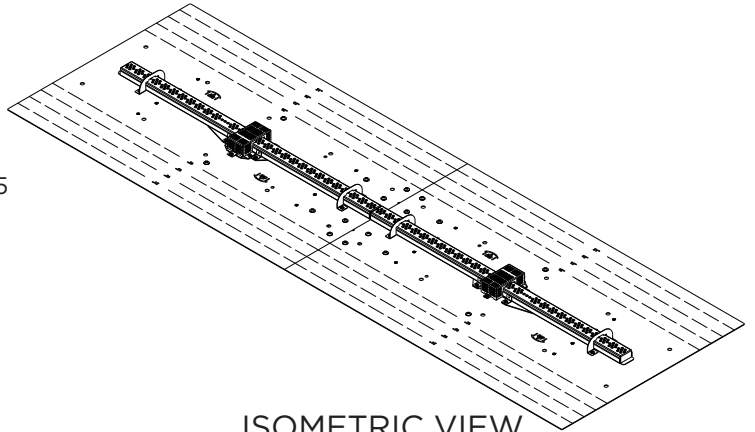
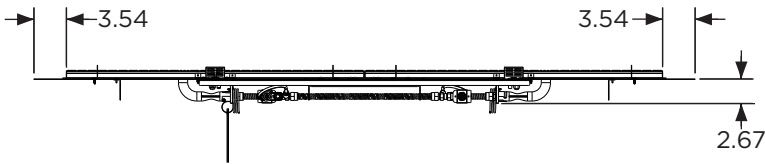


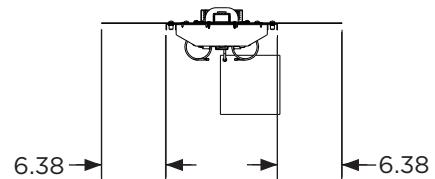
TOP VIEW



ISOMETRIC VIEW



FRONT VIEW



RIGHT VIEW

ITEM CODE	BTU/hr. (LP)	BTU/hr. (NG)	FIRE MEDIA	LENGTH (in.) <i>Packaged</i>	WIDTH (in.) <i>Packaged</i>	HEIGHT (in.) <i>Packaged</i>	WEIGHT(lbs.) <i>Packaged</i>
BP2472-B	121,000	120,000	30 lbs.	47	27	19	64

### Technical Specifications:

1. CLEARANCE TO COMBUSTIBLES
  - 72" from top of burner to any overhead combustible material. 24" from edge of burner trim to any combustible side wall materials. 4" from bottom of burner to combustible floor materials
2. GAS SUPPLY
  - Natural Gas - Operating Supply Pressure: Min 6" WC; Max 10.5" WC; IDEAL 7" WC
  - Liquid Propane - Operating Supply Pressure: Min 8" WC; Max 14" WC; IDEAL 11" WC
3. CONTROLS
  - Thermocouple safety valve and push-button sparker
  - Valve connected to appliance; intended for installation on enclosure
4. LISTING
  - Standard: ANSI Z21.97-2017/CSA 2.41-2017 Outdoor Decorative Gas Appliances
  - Testing Agency: Underwriters Laboratories (UL LLC)

**Included Items:** Manual control valve (VCSV-S), push-button sparker (CF-SPARKERZ), control panel (VCSV-CP-BLK), natural gas conversion kit, control knob and screws (BL-KNOB), standard fire media (CFG-D)

**Optional Items:** Tempered glass wind guard (GG-1272), additional media options