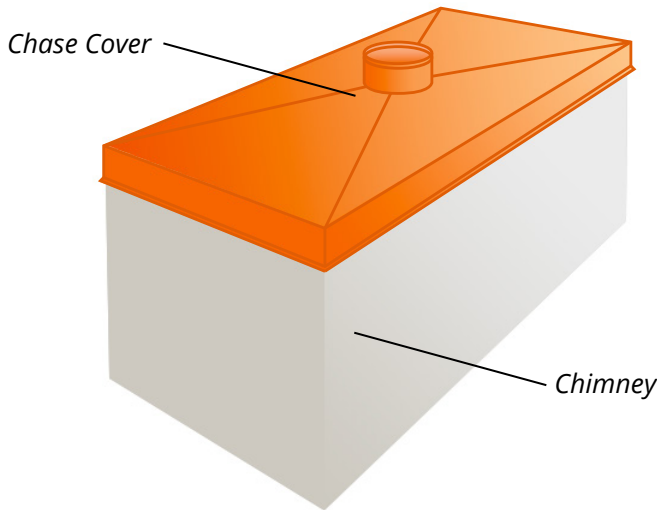
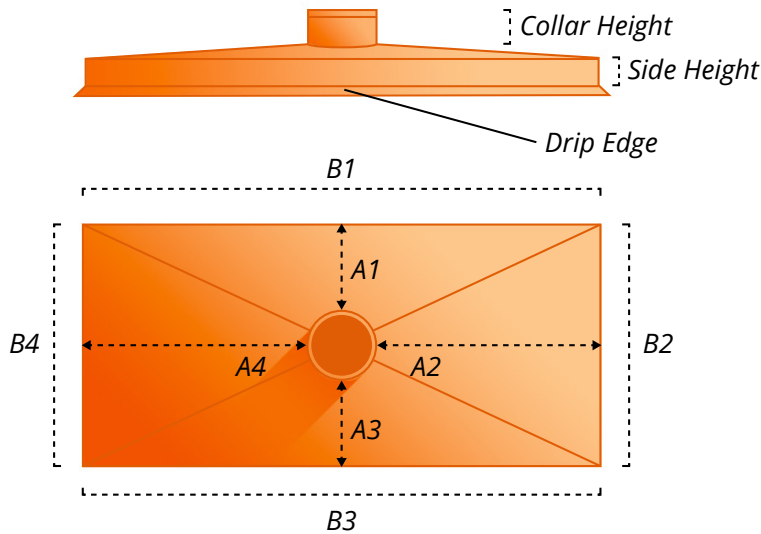


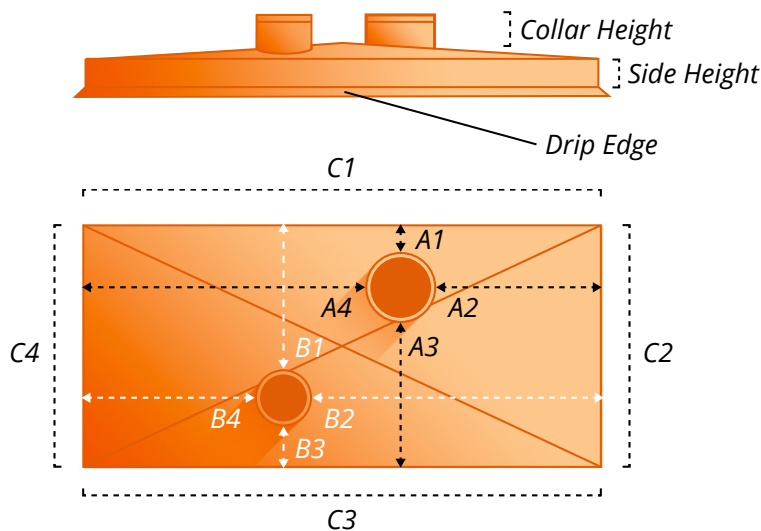
CHASE COVER



SINGLE CHIMNEY PIPE



DUAL CHIMNEY PIPE



CHASE COVER MEASURING GUIDE

Step 1: Choose your material (check one)
Stainless Steel
Copper

Step 2: Specify color (fill in the blank)

For Single Chimney Pipe Chase Covers

Step 3: Choose your drip edge option (check one)
None
Standard Drip Edge
Large Drip Edge (minimum 3" side height)

Step 4: Specify 'Side Height' (fill in the blank)

Step 5: Specify Size (fill in the blanks)

B1 B2
B3 B4

Step 6: Choose your fit (check one)

*'Made to fit' option is built 3/8" larger than your measurements
Made to exact measurements above
Made to fit measurements above

Step 7: Specify Single Pipe Size (fill in the blanks)

A1 A2
A3 A4
Collar Height

Step 8: Specify 'Pipe A' Diameter (fill in the blank)

For Dual Chimney Pipe Chase Covers

Step 3: Choose your drip edge option (check one)
None
Standard Drip Edge
Large Drip Edge (minimum 3" side height)

Step 4: Specify 'Side Height' (fill in the blank)

Step 5: Specify Size (fill in the blanks)

C1 C2
C3 C4

Step 6: Choose your fit (check one)

*'Made to fit' option is built 3/8" larger than your measurements
Made to exact measurements above
Made to fit measurements above

Step 7: Specify Single Pipe Size (fill in the blanks)

A1 A2
A3 A4
B1 B2
B3 B4
Collar Height

Step 8: Specify Pipe Diameters (fill in the blanks)

Pipe A Pipe B